

What and How to Prepare Parami University Application Components

The guidelines in this document explain what and how to prepare for Parami undergraduate program applications. Please use them as references to assist with your application.

Updated on January 6, 2025

Introduction	2
A) Personal Statement	3
B) Supplemental Essay	4
C) Study Desk and Family Introduction Video	5
D) Parami-Proctored Tests	6
D1) Wonderlic Basic Skills Test (WBST)	7
D2) Emmersion Test	9
E) Recommendation Letters	16
F) Standardized Test Score (Optional)	17

Introduction

Parami University is a private non-profit university, licensed by the District of Columbia Higher Education Licensure Commission. Parami University is currently offering Associate and Bachelor's Degrees in two majors: 1) Philosophy, Politics, and Economics, and 2) Statistics and Data Science.

To ensure that applicants to Parami University have equitable access to apply to the programs, the University has developed flexible and student-friendly application procedures. The following is the guide on what and how to prepare application components. Parami University requires the following components in an application.

- 1) Personal Statement
- 2) Supplemental Essay
- 3) Study Desk and Family Introduction Video
- 4) High School Completion Certificate (or Parami-Proctored Entrance Test)
- 5) English Proficiency Test Score (or Parami-Proctored English Proficiency Test)
- 6) Recommendation Letters
- 7) Standardized Test Scores (Optional)

Please read all sections below to make sure that you understand the components of the application.

A) Personal Statement

Parami University undergraduate degree programs require the submission of a personal statement in the application. The personal statement allows the admissions committee to learn more about the applicant, their life story, significant life experiences, achievements, characteristics, and other details that are not captured in the academic record or CV. It is the opportunity for the admissions team to get to know the applicant on a personal level, and evaluate whether the applicant has the traits to excel academically at Parami University and become a contributing member of the university community.

This guide has been prepared for prospective students who are not familiar with the preparation and submission of personal statements, and require more guidance. Please note that the guidelines here do not constitute a guarantee for admission. Successful admission of any applicant to Parami University's programs will be contingent upon satisfactory fulfillment of admission requirements.

What is a personal statement?

A personal statement is essentially an essay about the applicant, highlighting a significant part of the applicant such as his/her unique qualities, academic skills, ambitions and passions, or community service experience.

What is the format for the personal statement for Parami University undergraduate admissions?

The applicants may write **300 - up to 500 words** for their personal statement. Please use Times New Roman with font size of 12. The line spacing should be 1.5.

The name of the file should be formatted as follows: **Full Name-Personal Statement** (Eg. Su Su-Personal Statement). The document should be submitted in a **PDF file**.

Prompt for Personal Statement:

“Reflect on a significant personal experience that has shaped your academic interests and career aspirations. How has this experience influenced your decision to pursue your proposed major or a liberal arts education at Parami?”

Are there specific qualities the Parami University admissions committee looks for in an applicant?

Parami University looks for applicants who have the drive to improve themselves, exhibit intellectual curiosity and leadership potential, and show potential and grit to succeed in a rigorous liberal arts and sciences program over 2–4 years. Students from all backgrounds are encouraged to apply, and the University looks forward to getting to know its prospective students better through their personal statements, as well as later in interviews.

Parami University values the following attributes in its students, and looks for them in both the personal statement and interview: aspiration to contribute to one's community and society; civic engagement; competency to thrive in a college program; English level; intellectual curiosity; leadership potential; and perseverance against challenges.

B) Supplemental Essay

Applicants must submit a supplemental essay that allows the admissions committee to learn more about the applicants' contributions to their community and the reason for choosing a specific study of their undergraduate studies. Moreover, it demonstrates the applicants' critical thinking and problem-solving skills. Applicants must write an essay on ***“Describe a specific challenge or issue you are passionate about addressing in your community or country. How will pursuing your proposed major or a liberal arts education at Parami University prepare you with the knowledge and skills needed to tackle this issue? Provide specific reasons and examples to support your points”*** with a minimum of 300 words to a maximum of 500 words.

What is the format for supplemental essay for Parami University undergraduate admissions?

The applicants may write **300 - up to 500 words** for their supplemental essay. Please use Times New Roman with font size of 12. The line spacing should be 1.5.

The name of the file should be formatted as follows: **Full Name-Personal Statement** (Eg. Su-Supplemental Essay). The document should be submitted in a **PDF file**.

What are the things to be aware of when writing?

- **Do not copy** other people's work! Personal experience and story should be in one's own words. Parami University does not accept plagiarized work and uses plagiarism check software to review the applicants' submissions. The admissions team is interested in the applicants' stories and thinking rather than AI-assisted writing. **Plagiarized essays, including those generated by AI or written by others, will be penalized.** If misrepresentation is detected, the admissions committee reserves the right to revert the decision even after the decision has been made.
- **Use appropriate tones and vocabulary** for the essay. Informal usage is fine, but it is an essay, not a conversation or a text message. This means that students should avoid using contractions such as “don't,” and informal slang typically used in everyday language.
- **Profane language and curses should also be avoided** in personal statements.
- Take time to write a draft and **double-check** the essay before submitting it.

C) Study Desk and Family Introduction Video

Applicants have to create a **two-minute video** on their study desks. In the video, please include a family member or guardian and introduce them to the Parami Admissions Team. The applicants' desk does not need to be fancy, but as an online institution, the admissions team is interested in seeing where the applicant plans to do academic work as a prospective student. Make sure the video shows the applicant's surroundings clearly. Applicants should upload the video to Google Drive and set the access to "**Any with the link**". Then, paste the link in the box of Study Desk and Family Introduction Video Submissions section in the application form.

D) Parami-Proctored Tests

Parami University offers the following two PROCTORED tests.

What Tests?	For What?
Wonderlic Basic Skills Tests (WBST)	This test can be taken instead of high school completion certificates.
Emmersion	This test can be taken instead of standard English Proficiency Tests such as TOEFL, IELTS, Duolingo.

General Rules in taking Parami-proctored Tests

- 1) You will **HAVE** to use a laptop or a desktop computer to take these tests. You will have to use Chrome as a browser to take the tests. You will **NOT** be able to use a smartphone to take these tests.
- 2) You are **REQUIRED** to come into the zoom meeting at a designated time on a designated day. It is extremely important that you come to the zoom meeting **ON** time.
- 3) Three things to ensure before the exam:
 - A pencil and a piece of scratch paper before the test
 - A stable internet connection
 - A quiet place with minimal distractions
- 4) The first 15 minutes - Test Link and Overview of Rules
 - Test Link: The first thing that you need to do once you enter the zoom meeting is to fill a Google Form that is sent in the Zoom chat box by 'Parami Admissions.' In the form, you will need to put your email address and upload your photo identification card that you used in the *Apply* portal. It is **EXTREMELY** important that you use the **SAME** email and ID card that you used when you applied. Failure to do so will result in you not getting a test link. We will send the exam link to you 5 minutes before it begins.
 - The Google form link will be closed in 15 minutes. During these fifteen minutes, the Parami admissions team will go through an overview of the rules of taking the test. You are required to **turn your video on while on mute**. If you have a weak internet connection, you will be allowed to turn your video off during the test. However, you will still have to show your face to ensure that it is **YOU** who is taking the test before we ask you to start the test.
 - We will send you the test link after the Parami Admissions Team has verbally gone through the following rules again: 1) You are **NOT** allowed to ask somebody else to take the tests. 2) You are **NOT** allowed to take screenshots of the test questions and share them with others. 3) You are **NOT** allowed to privately message one another in Zoom or outside while you are taking the test. 4) You are **NOT** allowed to unmute yourself to ask questions during the test (You can only directly message the Parami Admissions). 5) You are **NOT** allowed to use

any other personal electronic devices (hand-held computers, mobile phones, watch alarms, and pagers).

D1) Wonderlic Basic Skills Test (WBST)

Parami University uses the Wonderlic Basic Skills Test as a means to determine whether an applicant has the ability to benefit from the Parami University education. You can best prepare to take the WBST by practicing SAT I.

The Wonderlic Basic Skills Test has the following format.

Exam Format		
Exam type	Verbal Test	Math Test
Questions	50 questions	45 questions
Duration	20 minutes	20 minutes
Total time required to sit for the Wonderlic Basic Skills Tests: 40 minutes		

There are mainly 3 different types of questions in each of the verbal tests and the math test.

i) WBST Verbal Test

This test will check your verbal skills and how well you are able to complete everyday reading and writing requirements. It contains **50 questions** to provide the answers within **20 minutes**. There are mainly 3 different types of questions in the verbal section. Read the instructions below carefully:



Wonderlic.

Instructions for the WBST™ Verbal Test

This is a test of basic verbal skills. Your score will indicate how well you are able to complete everyday reading and writing requirements.

There are 50 questions on this test. You will be given 20 minutes to work on them. It is unlikely that you will finish all 50 questions, but you should try to answer as many as you can. You should not go so fast that you make mistakes, but also, do not spend too much time on any one question.

The questions become more difficult as you progress through the test; therefore, you should not skip around. You will get the best score if you start with the first question and then continue with each question in order. You may always return to a question later, if time permits.

There are four possible answers for each question, but only one is correct. You will need to choose the response that you think best answers the question. In a test of this type, it is unlikely that pure guessing will help you. However, if you think you know the answer, but are not certain, select that answer and move on.

Click the Next button to proceed.

NEXT

ii) WBST Math Test

The WBST Math test contains **45 questions** to provide the answers within 20 minutes. The applicants may not use a calculator, dictionary, or other resources. The student will have to provide as many correct answers as they can. There are mainly 3 different types of questions in the math section. Read the instructions below carefully:

Wonderlic.

Instructions for the WBST™ Math Test

This is a test of how well you are able to use basic math skills to solve everyday problems.

There are 45 questions on this test. You will be given 20 minutes to work on them. It is unlikely that you will finish all 45 questions, but you should try to answer as many of them as you can. You should not go so fast that you make mistakes, but also, do not spend too much time on any one question.

The questions become more difficult as you progress through the test; therefore, you should not skip around. It is likely that you will get the best score if you start with the first question and then continue with each question in order.

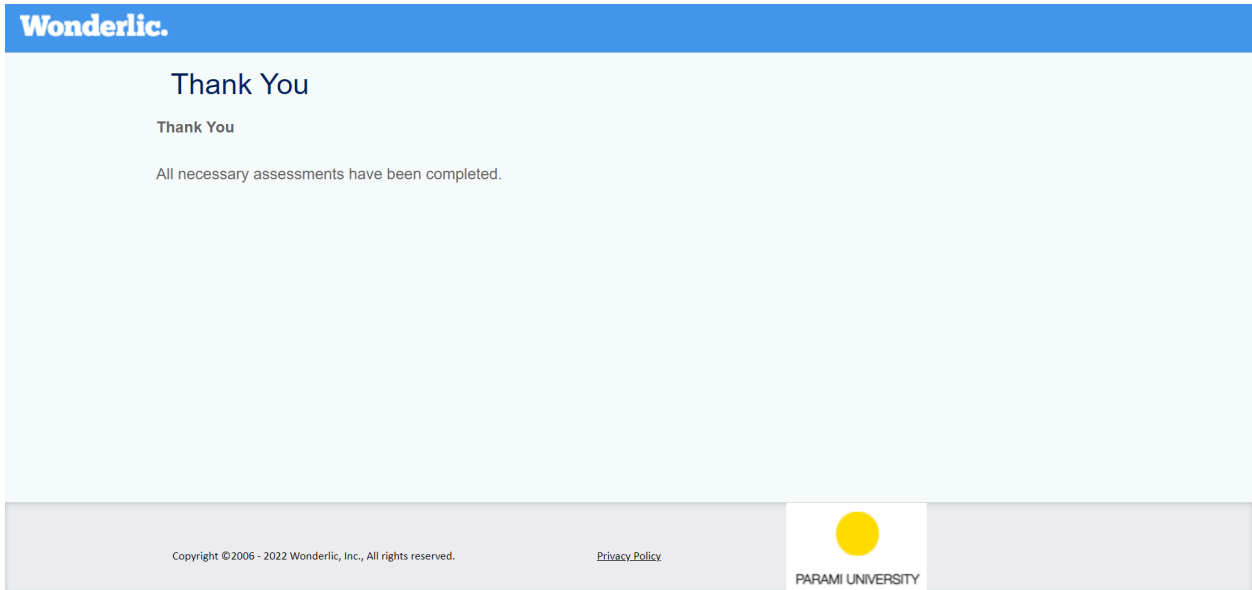
There are four possible answers for each question, but only one is correct. You will need to choose the answer that you think best solves the question. In a test of this type, it is unlikely that pure guessing will help you. However, if you think you know the answer, but are not certain, select that answer and move on.

Be sure to have scratch paper and pencils available before you begin the test. You may use a calculator on this test.

Click the Next button to proceed.

NEXT

When you have successfully completed and submitted the test, you will see a screen that says “All necessary assessments have been completed.”



D2) Emmerision Test

Parami University uses Emmerision to evaluate applicants’ English Proficiency. You can best prepare to take the Emmerision test by practicing IELTS.

The Parami English Proficiency test** has the following format:

Exam Format				
Exam type	Listening	Reading	Writing	Speaking
Question types	12-25 multiple choice questions	12-25 multiple choice questions	Part 1: 12-25 multiple choice questions Part 2: Short answer response (120 words) (within 8 min)	Part 1: 12-25 questions Part 2: 3 short answer responses (within a minute per response)
Duration	15-30 minutes	15-45 minutes	10 - 15 minutes	15 - 20 minutes
Estimated total time required to sit for the English Proficiency Test: 1.5 hours				


**We will not issue a certificate for English proficiency at the end of the exam.

You are required to sign the Integrity Agreement.


Integrity Agreement Quit

[Instructions en français](#) ▼


Please read and confirm that you agree to these actions during all of the test:




Be alone in a quiet room



Close other apps and browser tabs



Turn off other electronic devices



Clear the space around you

I agree that:

- I will take the test in a quiet room where I am alone.
- I will close all other apps and browser tabs.
- I will turn off and put away any other device.
- I will clear the space around me.
- I am Thu Yein and can provide photo identification if requested.

Note: Parami University will receive data from your test to check that these terms were met.

Screen Capture will be shared with Parami University:

- To proctor your screen through the test
- To ensure other apps and tabs are closed

Note: your test will be canceled if screen capture is disabled at any point and/or distrustful activities or behaviors are noticed.

Screen Capture Setup Quit

[Instructions en français](#) ▼

Screen capture ensures fairness for everyone

- We will capture your screen throughout the test
- We will check to ensure other apps and tabs are closed
- Screen capture will be shared with Parami University
- Suspicious activity or behavior will cancel your assessment

Instructions

1. Click "Start Screen Capture" below.
2. Select "Entire Screen"—Only this option will allow you to continue
3. Click "Share"

ⓘ You will not be able to continue if screen capture is disabled at any point

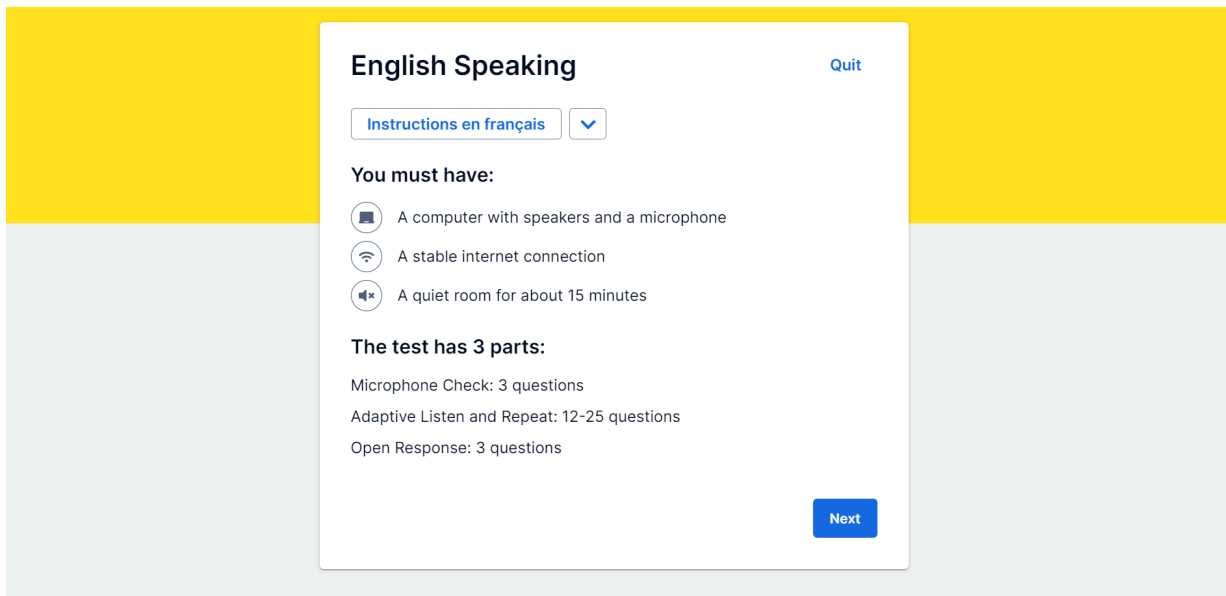
[Start Screen Capture](#)

i) English Speaking

The entire speaking test will take about **20 minutes**. There are three parts to this speaking section.

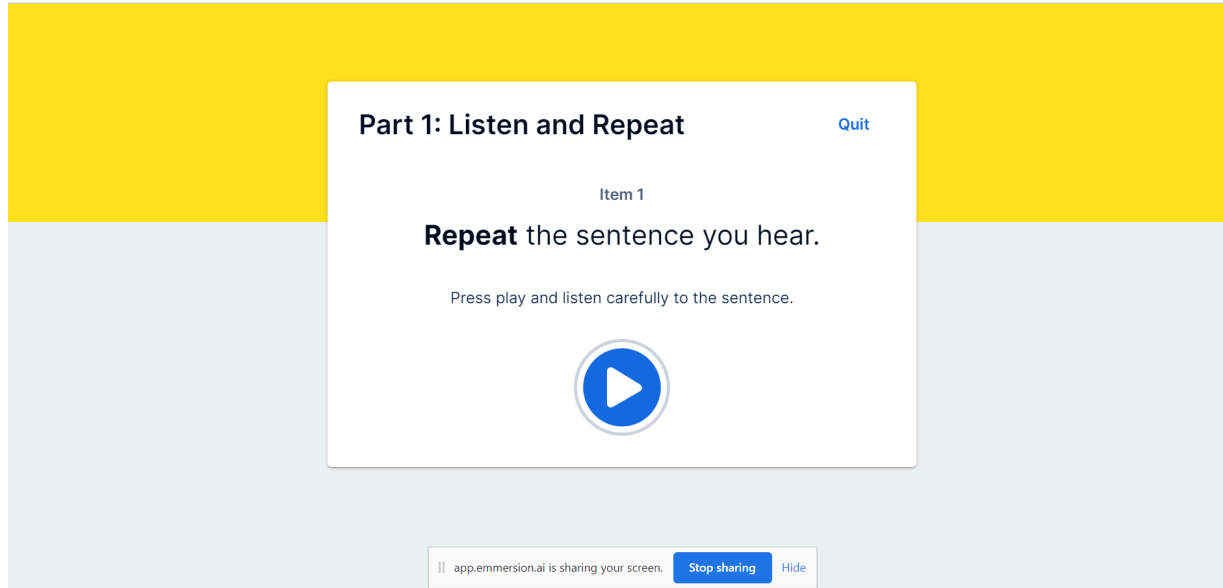
1. Test your microphone (3 ungraded questions)
2. Adaptive Listening and Repetition Session (12-25 questions)
3. Open Response (3 questions)

You will see the following screen:

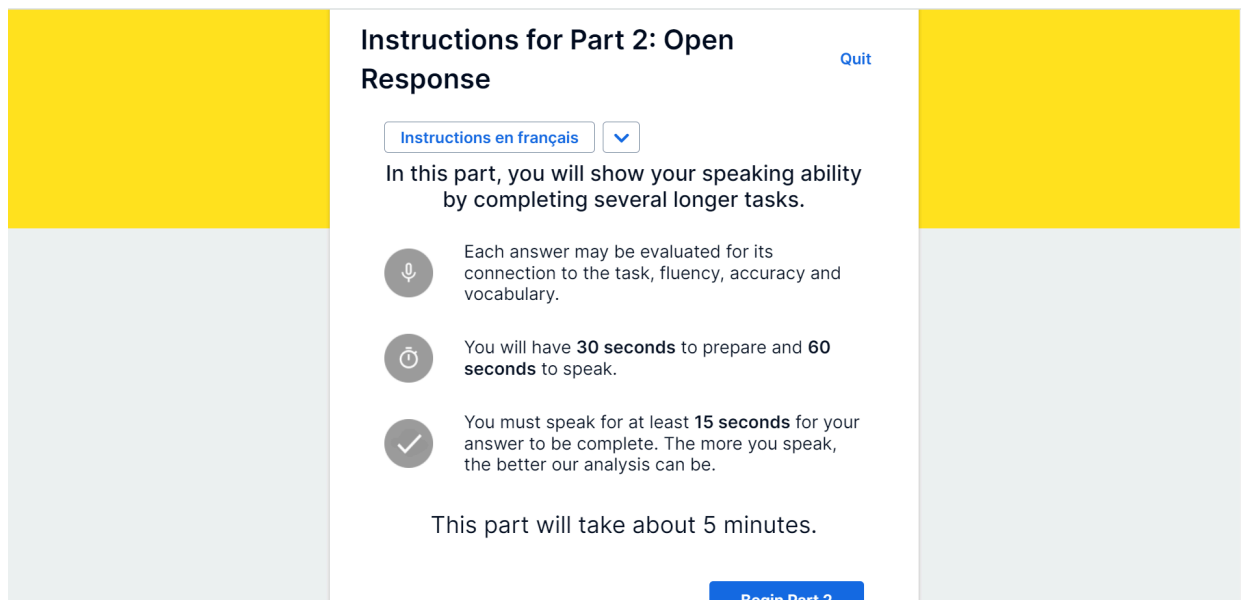


After checking your speakers and microphone through 3 ungraded questions, you will be asked two types of questions. In the first one, you will have a narrator speaking a short sentence and be asked to repeat the same sentence. Please note that you will hear the narrator only once.

You will see the following screen:



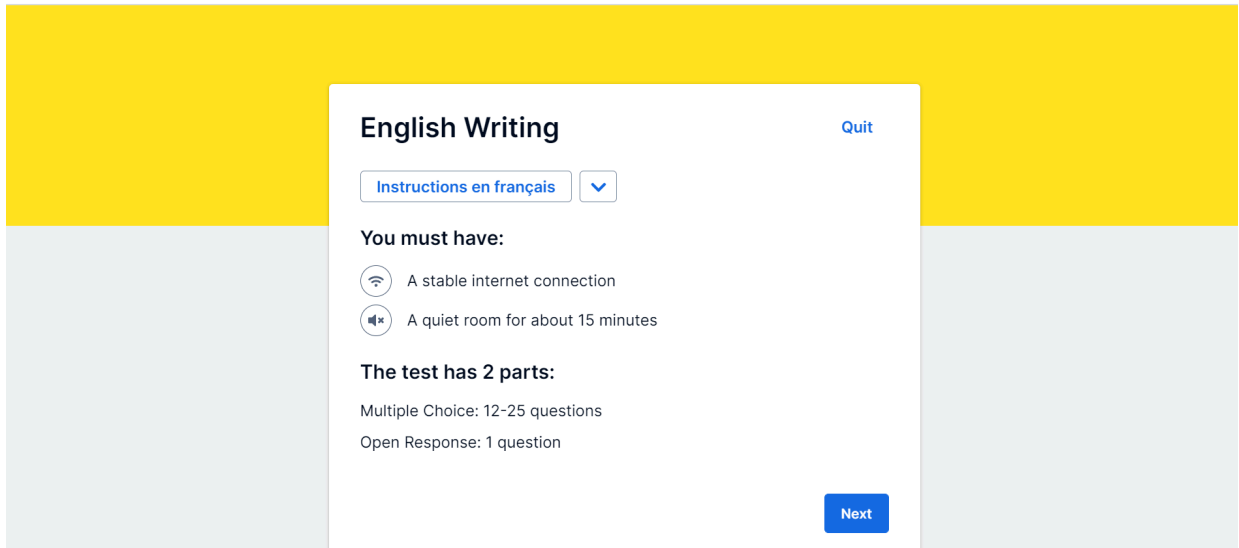
The second question is more descriptive in that a student will be asked a question such as, 'what do you think of the pros and cons of living alone versus with a roommate'. The student will be given **30 seconds** to prepare a verbal response and then provide the answer within **60 seconds**. You will see the following screen:



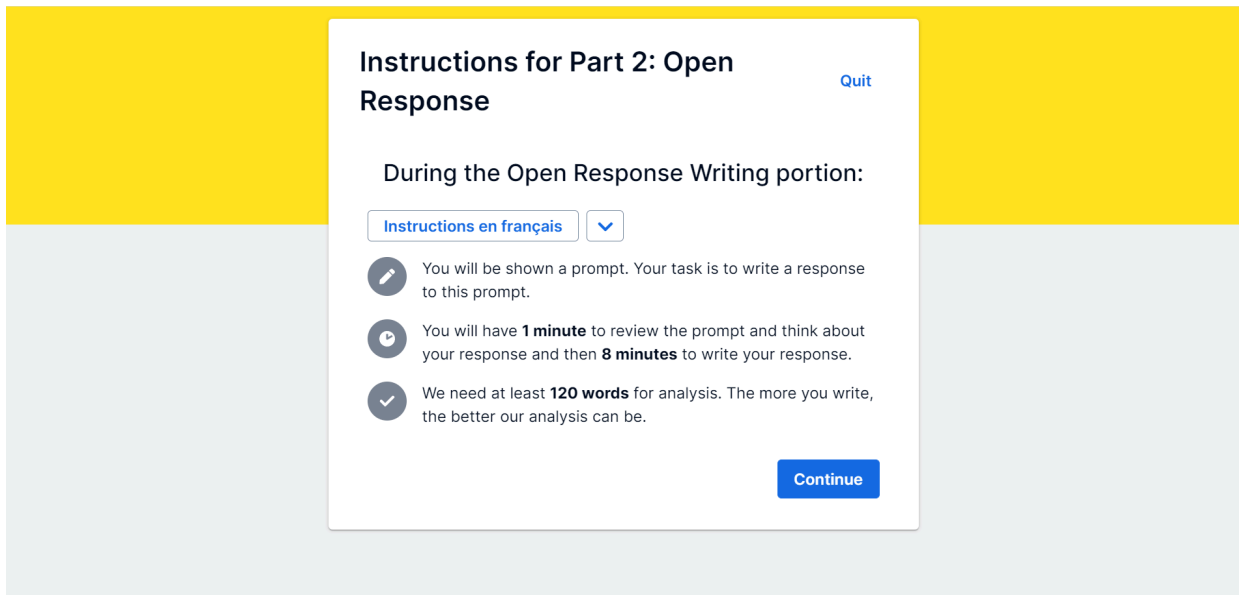
ii) English Writing

In the writing test, there are two parts: multiple choice questions (12–25 questions) and open response (1 question).

In the first part, you have to choose the best answer from the given possible answers. Please do not spend too much time on each question. You will see the following screen:



In the second part, the student will be given **1 minute** to review the prompt and think about the response, and then **8 minutes** to write a response. (minimum 120 words). You will see the following screen:



iii) English Listening

In the listening test, there is only one part. The student will hear the recording **only once** and choose the best response to answer the 12–25 multiple-choice questions. It will take about 15–30 minutes.

English Listening

Discover where you should begin on your language learning journey.

Here's what you will need



A stable internet connection.



A quiet environment for about 15-30 minutes.

Let's get started by asking a few questions about your background with English

Continue

Please read and confirm that you agree to these actions during all of the test:



Work on your own in a quiet room



Close other apps and browser tabs



Turn off other electronic devices



Clear the space around you

I agree that I will:

- take the test in a quiet room where I can work on my own.
- close all other apps and browser tabs.
- turn off and put away any other device.
- clear the space around me.

Note: Parami University will receive data from your test to check that these terms were met.

Agree


iv) English Reading

In the reading test, there is only one part. You will answer 12–25 multiple-choice questions during 15–45 minutes approximately. You will read some passages and choose the best answer for each question.

When you have successfully completed and submitted the test, you will see a screen that says “Assessment Completed.”

Assessment Completed [Quit](#)

Congratulations!



You have completed the assessment.

[See Score Report](#)

E) Recommendation Letters

Recommendation letters should be confidential, and applicants are required to waive their right to read them. Recommenders will automatically connect through the *Apply* portal. Recommenders will receive a separate email from the *Application* portal after applicants have submitted their applications. The application portal will send email to recommenders to fill out a recommendation form for applicants. They have to answer the questions for their respective applicants and submit recommendation letters on their own.

The following information should be included in recommendation letters.

- 1) How you know the applicants
- 2) Relationship
- 3) Duration of relationship
- 4) Evaluation of applicant's skills and abilities
- 5) Reasons why you want to recommend the applicants

The recommendation letter should be in English. If it is in Burmese or other languages, the review of the recommendation letter by the University will be contingent upon the University's ability to access an English translation, and therefore, the review is not guaranteed. The University does not provide translation service. If the recommender is submitting a translated version, it should be translated by a third party and not by the applicant. Therefore, the applicants are advised to inform the recommenders to submit their letters in English.

At least **TWO** recommendation letters are needed and one must be academic-affiliated to the applicants. Applicants should ask Advisors, Teachers, and Supervisors for recommendation letters, but recommenders must NOT be the applicants' relatives.

Recommendation letters must be submitted by 2 weeks after the deadline. Recommendations submitted over the deadline will not be considered, and therefore, the applicants should ask recommenders a few weeks in advance and stay in touch. If recommenders do not receive the recommendation email from the application portal one week after application submission, please contact to our email admissions@parami.edu.mm.

F) Standardized Test Score (Optional)

You can submit other additional test scores, if available, such as SAT I, SAT II, ACT, AP subject tests, and IB subject test scores.

Contact us:

Office of Admissions & Financial Aid
Parami University
(+95) 979 3030 555, (+95) 945 7864 730
admissions@parami.edu.mm
www.parami.edu.mm